






Kanarienvogel-kanaria





Material: Origami Papier 20 x 20 cm / Rückseite liegt oben




1.



2. wieder entfalten



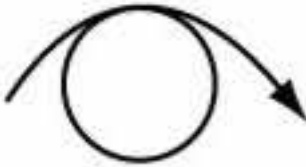
3.




4.



umdrehen



5.


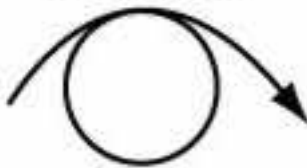


6.



Vergrößerte Ansicht




umdrehen






7.





8. wieder entfalten



9.





10.




11.




12.




13.



14.




15.






16.



17. den Schwanz etwas hochziehen



18.



"Traditional Origami" diagrammed by Miyuki Lacza
Miyuki Lacza (C) Japan Art Design - 2004, Schutzgebühr 6,90 Euro



www.japan-art-design.de

Zeichnungen: Miyuki Lacza

